

Work Truck Solutions



Miller EnPak is the industry-leading power solution that gives work truck and crews more capabilities, while reducing expenses and boosting profitability. Let us help you choose the right EnPak for your business. For more details, visit MillerWelds.com/truck.



Highly efficient without sacrificing power, the EnPak engine uses up to 30% less fuel than a work truck's engine.



Up to 75% reduction in truck engine idle time when you turn off your work truck and turn on an the EnPak.



The EnPak reduces fuel use, truck wear and engine repairs/maintenance to save you money.



Reduce a truck's weight by up to 550 pounds and increase its available payload by up to 24 cubic feet by replacing other machines with an EnPak.






Truck owners can present a professional appearance with EnPak because its sleek design provides a durable precision-engineered enclosure.




Operators can easily access and control all functions of the EnPak from its simple, user friendly remote panel.



Providing dependable results the EnPak is ruggedly built and rigorously tested to CSA/UL standards.

				
		EnPak® A28GBW	EnPak® A60GE	EnPak® A60HGE
Air		28 cfm, 175 psi	60 cfm, 120 - 175 psi	60 cfm, 120 - 175 psi
Battery Charger 12/24 V Crank Assist		✓	Aftermarket options available	Aftermarket options available
Load-Management			✓	✓
Auto Start/Stop Technology			✓	✓
EnVerter™ Technology			✓	✓
Hydraulics				20 gpm hydraulic pump
Aux Power (watts)		5,500	6,000	6,000
Weld Output Range (A)		50-210	1-200 With Maxstar or Multimatic Option	1-200 With Maxstar option
Industries	Agriculture	✓	✓	✓
	Construction	✓	✓	✓
	Mining	✓	✓	✓
	Municipal	✓	✓	✓
	Propane	✓	✓	✓
	Railroad	✓	✓	✓
	Utility	✓	✓	✓
	Logging	✓	✓	✓
Truck Class		3-5	5-7	5-7
Controls		Remote panel	Remote panel	Remote panel
Dimensions of Remote Panel				
	Width	4.06 in	1.8 in	1.8 in
	Height	15.97 in	5.25 in	5.25 in
	Length	16.49 in	7.13 in	7.13 in
Weight (Not including remote panel)		558 lbs	786 lbs	832 lbs
Dimensions	Width	20.25 in 51.4 cm	21 in 53.3 cm	21 in 53.3 cm
	Height	24.25 in 61.6 cm	30 in 76.2 cm	30 in 76.2 cm
	Length	46 in 116.8 cm	47 in 119.4 cm	47 in 119.4 cm
Fuel Type		Gasoline	Diesel	Diesel



EnPak® A60 Remote Panel

The display will scroll through information about the RPMs, battery voltage, current fuel usage, engine hours accumulated, engine maintenance hours, engine temperature, compressor hours and compressor maintenance hours.



EnPak® A28 Remote Panel

The display offers multiple switches for engine and weld control, along with battery charge, crank assist, generator and compressor operations. Also included is a fuel gauge and receptacles for battery, weld and generator power.