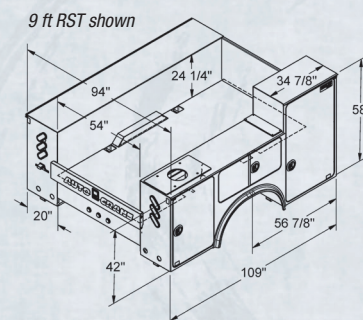
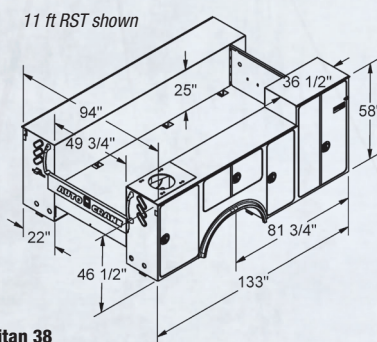


Chassis - Body - Crane Application

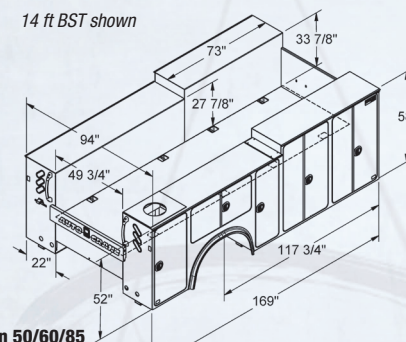
| Make | Model | Body | 2003 | 3203 H | 3203 EH | 4004 EH | 5005 EH | 6006 EH | HC-6 | HC-7 | HC-8 | 8406H | HC-9 | HC-10 | HC-12 | HC-14 | |
|---------------|----------------|----------|------|--------|---------|---------|---------|---------|------|------|------|-------|------|-------|-------|-------|--|
| Ford | F250 | n/a | X | X | | | | | | | | | | | | | |
| | F350 | Titan 16 | X | X | X | | | | | | | | | | | | |
| | F450 | Titan 38 | X | X | X | X | X | X | X | X | X | | | | | | |
| | F550 | Titan 38 | X | X | X | X | X | X | X | X | X | | | | | | |
| | F650 | Titan 50 | | | | | X | X | X | X | X | X | | | | | |
| | | Titan 60 | | | | | | | | | | | X | X | | | |
| F750 | Titan 60 | | | | | | | | | | | X | X | | | | |
| | Titan 85 | | | | | | | | | | | | | X | X | | |
| | | | | | | | | | | | | | | | | | |
| Dodge | Ram 2500 | n/a | X | X | | | | | | | | | | | | | |
| | Ram 3500 | Titan 16 | X | X | X | | | | | | | | | | | | |
| | Ram 4500 | Titan 38 | X | X | X | X | X | X | X | X | X | | | | | | |
| | Ram 5500 | Titan 38 | X | X | X | X | X | X | X | X | X | | | | | | |
| International | Terra Star | Titan 38 | X | X | X | X | X | X | X | X | X | | | | | | |
| | Dura Star 4100 | Titan 38 | X | X | X | X | X | X | X | X | X | | | | | | |
| | | Titan 50 | | | | | X | X | X | X | X | X | | | | | |
| | Dura Star | Titan 60 | | | | | | | | | | | X | X | | | |
| Titan 85 | | | | | | | | | | | | | | X | X | | |
| Kenworth | T170 | Titan 38 | X | X | X | X | X | X | X | X | X | | | | | | |
| | T270 | Titan 50 | | | | X | X | X | X | X | X | | | | | | |
| | | Titan 60 | | | | | | | | | | | X | X | | | |
| T370 | Titan 85 | | | | | | | | | | | | | | X | X | |
| | | | | | | | | | | | | | | | | | |
| | | | | | | | | | | | | | | | | | |
| Freightliner | M2-106 | Titan 38 | X | X | X | X | X | X | X | X | X | | | | | | |
| | | Titan 50 | | | | X | X | X | X | X | X | | | | | | |
| | | Titan 60 | | | | | | | | | | | X | X | | | |
| | | Titan 85 | | | | | | | | | | | | | X | X | |
| Peterbilt | 330-335 | Titan 85 | | | | | | | | | | | | | X | X | |
| | 340-389 | Titan 85 | | | | | | | | | | | | | X | X | |
| Crane Body | Titan 16 | | X | X | X | | | | | | | | | | | | |
| | Titan 38 | | X | X | X | X | X | X | X | X | | | | | | | |
| | Titan 50 | | | | | X | X | X | X | X | X | | | | | | |
| | Titan 60 | | | | | | | | | | | X | X | | | | |
| | Titan 85 | | | | | | | | | | | | | | X | X | |



- Titan 16**
Available in:
- 9 ft and 11 ft body lengths
 - Left Side Tall, Both Sides Tall, Both Sides Standard
 - Right Side Crane and Left Side Crane



- Titan 38**
Available in:
- 9 ft and 11 ft body lengths
 - Left Side Tall, Both Sides Tall, Both Sides Standard
 - Right Side Crane and Left Side Crane



- Titan 50/60/85**
Available in:
- 11 ft and 14 ft body lengths
 - 52 in & 58 in tall side-packs (11 ft bodies)
 - Both Sides Tall (14 ft bodies)
 - Right Side Crane and Left Side Crane

TITAN CODE KEY
RSC = Right Side Crane
LSC = Left Side Crane

STD = Standard Tall (all sidepack compartments standard)
RST = Right Side Tall (extra tall front compartment)
LST = Left Side Tall (extra tall front compartment)
BST = Both Sides Tall (extra tall front compartment)
FLT = Full Length Tall (58" tall sidepacks)

CA = Cab to Axle Length
60CA fits 9ft body lengths
84CA fits 11ft body lengths
120CA fits 14ft body lengths
Other sizes available as custom



4707 N. Mingo Rd. Tulsa, OK 74117 USA | Phone: 918-438-2760 | Fax: 888-848-5445 | Web: autocrane.com

© 2016. All rights reserved. SM_09/16_RI-0111

Titan™ Crane Bodies



Titan™ Advantages

At Auto Crane®, we engineer, design and manufacture a comprehensive line of truck-mounted electric and hydraulic cranes, crane bodies, crane control technologies, and accessories. Our name and products are recognized and used the world over, serving industrial markets such as the energy, mining, construction, forestry, and railroad industries. Auto Crane is an American brand and is still proudly made in the USA.

Flush-mounted LED lights
Better visibility and versatility

Slam-able tailgate
Easy to close from the ground

10-gauge Galvanneal
Lower total cost of ownership
One-piece side pack
Longer life and performance due to fewer weld seams

Call our sales team at 1-918-438-2760 or fill-out the online contact form and we'll help answer your questions and select a suitable crane and body for your application.



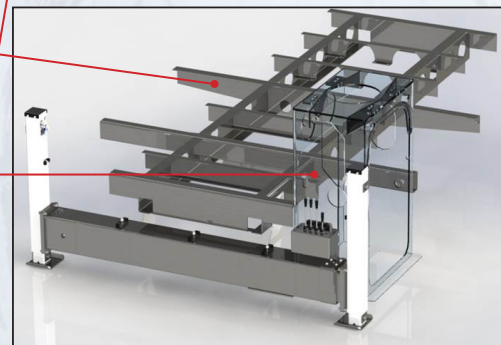
Over-sized workbench bumper with integrated step
Maximizes safety when climbing into bed
Pass-through bumper compartment
Better utilization of space

Hydraulic down and out outriggers
Provides 100% stability on side lifts with only rear outriggers

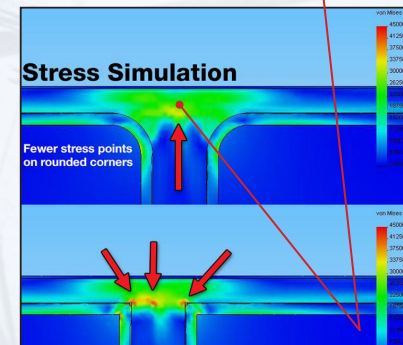


Engineered system: Crane, body, and outriggers
Improves safety and productivity

Interlocking sub-frame system
Adds strength yet reduces weight for added payload



Integrated crane box
Reduces stress on chassis and body while providing additional storage



Rounded corner openings and doors
Prevents cracking and extends body life



3-point latch system
Improved security and safety
LED compartment lighting
Better nighttime visibility
Robust internal stainless steel hinges
Maximizes performance and life

Laser-cut openings
Promotes a premium brand image and provides ideal decal display
10-gauge double-panel ridged doors
Better durability and longer life
Weather-tight automotive seals
Better protection for equipment

Integrated tie-downs recessed in body
Easier to secure items in the bed

